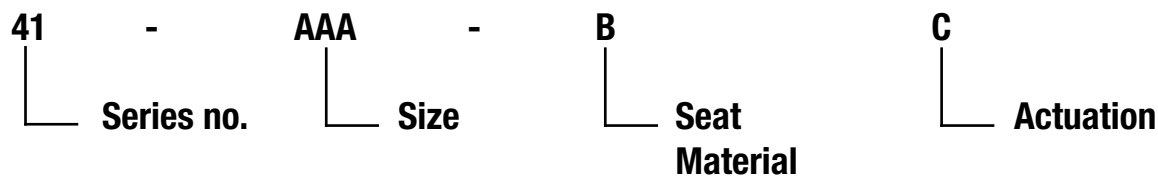


American AVK Swing Check Valve Class Code/ Ref. # / Breakdown



- 080 - 3"
- 100 - 4"
- 150 - 6"
- 200 - 8"
- 250 - 10"
- 300 - 12"

- C - Combination*
- M - Metal
- R - Rubber

- D - Dual Lever & Weight
- P - Plain (Standard)
- S - Lever & Spring
- W - Lever & Weight

* Combination - resilient disc to bronze seated body

SERIES 41, SWING CHECK VALVE ACRONYMS :

- ANSI - American National Standards Institute
- AWWA - American Water Works Association
- DI - Ductile Iron
- EPDM - Ethylene Propylene Diene Monomer
- FL - Flange
- SS - Stainless Steel

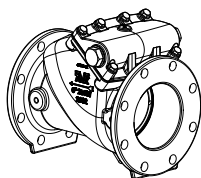
SERIES 41, SWING

CHECK VALVES

Type

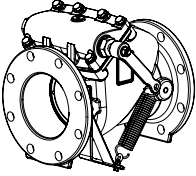
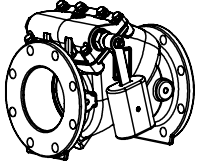
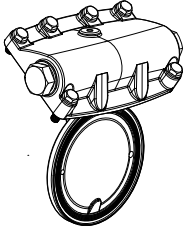
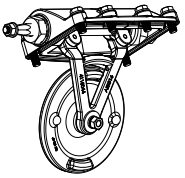
Series 41/XP
Plain – Standard
(Without Lever & Weight)
Ductile Iron

To AWWA C508
 Swing check valve,
 Resilient or Bronze seated,
 flanged ends to
 ASME B 16.42,
 class 150
 250 PSI
 Size 3"-12"



AVK Ref. #	Size	Weight		Price US \$
		kg	lb	
Without lever & weight				
41-080-XP	3"	15	34	1,379
41-100-XP	4"	22	48	1,703
41-150-XP	6"	38	84	2,555
41-200-XP	8"	68	150	3,779
41-250-XP	10"	204	450	6,709
41-300-XP	12"	267	590	10,499
41-XXX-CP – for combination, resilient/bronze seat				
41-XXX-MP – for metal/bronze seat				
41-XXX-RP – for resilient seat				

For 316 stainless steel bolting add \$121- 3",4", \$161 - 6", \$201 - 8", \$241 - 10"-12"

<p>Type</p> <p>Series 41/XS With Lever & Spring Ductile Iron</p> <p>To AWWA C508 Swing check valve, Resilient or Bronze seated, flanged ends to ASME B 16.42, class 150 250 PSI Size 3"-12"</p> 	<table border="1"> <thead> <tr> <th>AVK Ref. #</th> <th>Size</th> <th colspan="2">Weight</th> <th>Price</th> </tr> <tr> <td></td> <td></td> <th>kg</th> <th>lb</th> <th>US \$</th> </tr> </thead> <tbody> <tr> <td colspan="5">Without lever & weight</td> </tr> <tr> <td>41-080-XS</td> <td>3"</td> <td>15</td> <td>34</td> <td>2,201</td> </tr> <tr> <td>41-100-XS</td> <td>4"</td> <td>22</td> <td>48</td> <td>2,593</td> </tr> <tr> <td>41-150-XS</td> <td>6"</td> <td>38</td> <td>84</td> <td>3,487</td> </tr> <tr> <td>41-200-XS</td> <td>8"</td> <td>68</td> <td>150</td> <td>5,283</td> </tr> <tr> <td>41-250-XS</td> <td>10"</td> <td>204</td> <td>450</td> <td>8,475</td> </tr> <tr> <td>41-300-XS</td> <td>12"</td> <td>267</td> <td>590</td> <td>12,187</td> </tr> <tr> <td colspan="5">41-XXX-CS – for combination, resilient/bronze seat</td> </tr> <tr> <td colspan="5">41-XXX-MS – for metal/bronze seat</td> </tr> <tr> <td colspan="5">41-XXX-RS – for resilient seat</td> </tr> <tr> <td colspan="5">Specify Right or Left side mounting when ordering</td> </tr> <tr> <td colspan="5">For 316 stainless steel bolting add \$121- 3",4", \$161 - 6", \$201 - 8", \$241 - 10"-12"</td> </tr> </tbody> </table>	AVK Ref. #	Size	Weight		Price			kg	lb	US \$	Without lever & weight					41-080-XS	3"	15	34	2,201	41-100-XS	4"	22	48	2,593	41-150-XS	6"	38	84	3,487	41-200-XS	8"	68	150	5,283	41-250-XS	10"	204	450	8,475	41-300-XS	12"	267	590	12,187	41-XXX-CS – for combination, resilient/bronze seat					41-XXX-MS – for metal/bronze seat					41-XXX-RS – for resilient seat					Specify Right or Left side mounting when ordering					For 316 stainless steel bolting add \$121- 3",4", \$161 - 6", \$201 - 8", \$241 - 10"-12"									
AVK Ref. #	Size	Weight		Price																																																																								
		kg	lb	US \$																																																																								
Without lever & weight																																																																												
41-080-XS	3"	15	34	2,201																																																																								
41-100-XS	4"	22	48	2,593																																																																								
41-150-XS	6"	38	84	3,487																																																																								
41-200-XS	8"	68	150	5,283																																																																								
41-250-XS	10"	204	450	8,475																																																																								
41-300-XS	12"	267	590	12,187																																																																								
41-XXX-CS – for combination, resilient/bronze seat																																																																												
41-XXX-MS – for metal/bronze seat																																																																												
41-XXX-RS – for resilient seat																																																																												
Specify Right or Left side mounting when ordering																																																																												
For 316 stainless steel bolting add \$121- 3",4", \$161 - 6", \$201 - 8", \$241 - 10"-12"																																																																												
<p>Series 41/XW With Lever & Weight Ductile Iron</p> <p>To AWWA C508 Swing check valve, Resilient or Bronze seated, flanged ends to ASME B 16.42, class 150 250 PSI Size 3"-12"</p> 	<table border="1"> <thead> <tr> <th>AVK Ref. #</th> <th>Size</th> <th colspan="2">Weight</th> <th>Price</th> </tr> <tr> <td></td> <td></td> <th>kg</th> <th>lb</th> <th>US \$</th> </tr> </thead> <tbody> <tr> <td colspan="5">Without lever & weight</td> </tr> <tr> <td>41-080-XW</td> <td>3"</td> <td>15</td> <td>34</td> <td>2,201</td> </tr> <tr> <td>41-100-XW</td> <td>4"</td> <td>22</td> <td>48</td> <td>2,593</td> </tr> <tr> <td>41-150-XW</td> <td>6"</td> <td>38</td> <td>84</td> <td>3,487</td> </tr> <tr> <td>41-200-XW</td> <td>8"</td> <td>68</td> <td>150</td> <td>5,283</td> </tr> <tr> <td>41-250-XW</td> <td>10"</td> <td>204</td> <td>450</td> <td>8,475</td> </tr> <tr> <td>41-300-XW</td> <td>12"</td> <td>267</td> <td>590</td> <td>12,187</td> </tr> <tr> <td colspan="5">41-XXX-CW – for combination, resilient/bronze seat</td> </tr> <tr> <td colspan="5">41-XXX-MW – for metal/bronze seat</td> </tr> <tr> <td colspan="5">41-XXX-RW – for resilient seat</td> </tr> <tr> <td colspan="5">41-XXX-XD – for Dual Lever & Weight, add 10% to pricing above</td> </tr> <tr> <td colspan="5">Specify Right or Left side mounting when ordering</td> </tr> <tr> <td colspan="5">For 316 stainless steel bolting add \$121- 3",4", \$161 - 6", \$201 - 8", \$241 - 10"-12"</td> </tr> </tbody> </table>	AVK Ref. #	Size	Weight		Price			kg	lb	US \$	Without lever & weight					41-080-XW	3"	15	34	2,201	41-100-XW	4"	22	48	2,593	41-150-XW	6"	38	84	3,487	41-200-XW	8"	68	150	5,283	41-250-XW	10"	204	450	8,475	41-300-XW	12"	267	590	12,187	41-XXX-CW – for combination, resilient/bronze seat					41-XXX-MW – for metal/bronze seat					41-XXX-RW – for resilient seat					41-XXX-XD – for Dual Lever & Weight, add 10% to pricing above					Specify Right or Left side mounting when ordering					For 316 stainless steel bolting add \$121- 3",4", \$161 - 6", \$201 - 8", \$241 - 10"-12"				
AVK Ref. #	Size	Weight		Price																																																																								
		kg	lb	US \$																																																																								
Without lever & weight																																																																												
41-080-XW	3"	15	34	2,201																																																																								
41-100-XW	4"	22	48	2,593																																																																								
41-150-XW	6"	38	84	3,487																																																																								
41-200-XW	8"	68	150	5,283																																																																								
41-250-XW	10"	204	450	8,475																																																																								
41-300-XW	12"	267	590	12,187																																																																								
41-XXX-CW – for combination, resilient/bronze seat																																																																												
41-XXX-MW – for metal/bronze seat																																																																												
41-XXX-RW – for resilient seat																																																																												
41-XXX-XD – for Dual Lever & Weight, add 10% to pricing above																																																																												
Specify Right or Left side mounting when ordering																																																																												
For 316 stainless steel bolting add \$121- 3",4", \$161 - 6", \$201 - 8", \$241 - 10"-12"																																																																												
<p>Check Valve Plain Head Assemblies</p> 	<table border="1"> <thead> <tr> <th>AVK Ref. #</th> <th>Size</th> <th>Price</th> </tr> </thead> <tbody> <tr> <td colspan="3">Without lever & weight</td> </tr> <tr> <td>41-080-5227</td> <td>3"</td> <td>508</td> </tr> <tr> <td>41-100-5227</td> <td>4"</td> <td>598</td> </tr> <tr> <td>41-150-5227</td> <td>6"</td> <td>805</td> </tr> <tr> <td>41-200-5227</td> <td>8"</td> <td>1,219</td> </tr> <tr> <td>41-250-5227</td> <td>10"</td> <td>1,956</td> </tr> <tr> <td>41-300-5227</td> <td>12"</td> <td>2,812</td> </tr> <tr> <td colspan="3">Specify Resilient or metal/ bronze seat</td> </tr> <tr> <td colspan="3">For 316 stainless steel bolting add \$121- 3",4", \$161 - 6", \$201 - 8", \$241 - 10"-12"</td> </tr> <tr> <td colspan="3">Use parts discount</td> </tr> </tbody> </table>	AVK Ref. #	Size	Price	Without lever & weight			41-080-5227	3"	508	41-100-5227	4"	598	41-150-5227	6"	805	41-200-5227	8"	1,219	41-250-5227	10"	1,956	41-300-5227	12"	2,812	Specify Resilient or metal/ bronze seat			For 316 stainless steel bolting add \$121- 3",4", \$161 - 6", \$201 - 8", \$241 - 10"-12"			Use parts discount																																												
AVK Ref. #	Size	Price																																																																										
Without lever & weight																																																																												
41-080-5227	3"	508																																																																										
41-100-5227	4"	598																																																																										
41-150-5227	6"	805																																																																										
41-200-5227	8"	1,219																																																																										
41-250-5227	10"	1,956																																																																										
41-300-5227	12"	2,812																																																																										
Specify Resilient or metal/ bronze seat																																																																												
For 316 stainless steel bolting add \$121- 3",4", \$161 - 6", \$201 - 8", \$241 - 10"-12"																																																																												
Use parts discount																																																																												
<p>Check Valve Lever & Weight or Lever & Spring Head Assemblies</p> 	<table border="1"> <thead> <tr> <th>AVK Ref. #</th> <th>Size</th> <th>Price</th> </tr> </thead> <tbody> <tr> <td colspan="3">With lever & weight or lever & spring</td> </tr> <tr> <td>41-080-5224</td> <td>3"</td> <td>661</td> </tr> <tr> <td>41-100-5224</td> <td>4"</td> <td>778</td> </tr> <tr> <td>41-150-5224</td> <td>6"</td> <td>1,047</td> </tr> <tr> <td>41-200-5224</td> <td>8"</td> <td>1,585</td> </tr> <tr> <td>41-250-5224</td> <td>10"</td> <td>2,543</td> </tr> <tr> <td>41-300-5224</td> <td>12"</td> <td>3,656</td> </tr> <tr> <td colspan="3">Specify Resilient or metal/ bronze seat</td> </tr> <tr> <td colspan="3">Specify Lever & Weight or Lever & Spring</td> </tr> <tr> <td colspan="3">Specify Right or Left side mounting when ordering</td> </tr> <tr> <td colspan="3">For 316 stainless steel bolting add \$121- 3",4", \$161 - 6", \$201 - 8", \$241 - 10"-12"</td> </tr> <tr> <td colspan="3">Use parts discount</td> </tr> </tbody> </table>	AVK Ref. #	Size	Price	With lever & weight or lever & spring			41-080-5224	3"	661	41-100-5224	4"	778	41-150-5224	6"	1,047	41-200-5224	8"	1,585	41-250-5224	10"	2,543	41-300-5224	12"	3,656	Specify Resilient or metal/ bronze seat			Specify Lever & Weight or Lever & Spring			Specify Right or Left side mounting when ordering			For 316 stainless steel bolting add \$121- 3",4", \$161 - 6", \$201 - 8", \$241 - 10"-12"			Use parts discount																																						
AVK Ref. #	Size	Price																																																																										
With lever & weight or lever & spring																																																																												
41-080-5224	3"	661																																																																										
41-100-5224	4"	778																																																																										
41-150-5224	6"	1,047																																																																										
41-200-5224	8"	1,585																																																																										
41-250-5224	10"	2,543																																																																										
41-300-5224	12"	3,656																																																																										
Specify Resilient or metal/ bronze seat																																																																												
Specify Lever & Weight or Lever & Spring																																																																												
Specify Right or Left side mounting when ordering																																																																												
For 316 stainless steel bolting add \$121- 3",4", \$161 - 6", \$201 - 8", \$241 - 10"-12"																																																																												
Use parts discount																																																																												